

# Toolbox News

'She Builds Better'<sup>TM</sup> Newsletter by *Dawn*



## The Welcome Door!

Say Hello, invite the neighbors. When I grew up everyone just stopped by to visit and catch up. No one seemed to mind. Today we must be invited, formally contacted and scheduled. What do you want to say with your front door? I say let's go old-school and beautify the front door like a big smile on your face! Front doors are extremely underestimated and should be the focus of what's inside. YOU!


## Is Gray Still *the* Neutral?

Soft warm grays are such an amazing backdrop for every other color to make a splash with it. Orange accents rock with gray. Bright yellows in small quantities are so cheerful. Use your imagination and let your mind play. Anything is on the table these days with eclectic and boho styles ruling the day!



## Furniture Vanities Personalize

Personalizing your home with a special piece takes some time. You have an idea in your mind's eye and you want your powder room to give guests a 'wow' feeling. Don't settle for the same old thing. Furniture-style vanities do the trick to make the mundane unique and beautiful. Just like you! Make sure your powder bath doesn't feel like an afterthought-make it count!







## Tiny Details of Black

Mysterious and seductive shards of black accents are another way to deepen your bathrooms' details. The depth of contrast makes the colors and shininess around black all the more alluring. But keep in mind, small is mighty when it comes to black accessories. Simplify and it will look amazing. Faucets that peer out from the wall are more unusual and give a very unique look. As a woman builder you can create this in your bathroom with no budget impact, just forethought!

## How Do I Start my Bath Reno?

Ask Yourself this: are you a DIY gal or a 'let's hire the-whole-thing-out-delegating-the-work-to-a-general-contractor' gal? That's what you need to get in touch with first. Do you mind getting dirty and messy, or is it absolutely out of the question? Manicure ruined for the day no way, no how? Each of us is different and a woman builder can be either one of these. Pick up a drill or saw and dive in, or supervise and point your finger? Often what it comes down to is this: do you have more time, or do you have more money?



## Glass Tile Reflects

Using glass tiles in your bathroom really brings in the light. Especially when there's no window in the room. Glass picks up the reflective quality of your canned lights, chandeliers or sconces, grabbing the brightness from above, illuminating the room even more.



## My favorite Tools

The featured tool this month is the Milwaukee cordless drill. It's so light and a daily must have whether your a DIYer or delegator. I would love to be the spokesperson for this 'gal' tool because there are so many daily uses, it's like an extension of my hand! The battery lasts forever and it's not expensive either. The beautiful part is, when you purchase it, often on special, it comes with two, in case, like me, you misplace your tools!

## What Do I Do First?

Get your Bathroom Remodel Checklist for FREE? Download Now

[I want it](#)



## What makes you Happy?

My gal pals are what really feels good on the inside. To have the support, love and encouragement no matter where I'm at in my life they have been there. I am blessed for sure. I never had close girlfriends until I was 50. Yeah that's crazy! When I was in the intense construction phase of my life friends were not in the picture. Isolation was awful. Women need to support other women, we go further and give back so much more when we are supported.

Let's make a difference together!